

HOW DO I GET MY INDIVIDUAL BRANDING IRON



1. SEND US YOUR REQUEST WITH LOGO AND SIZE.



2. YOU WILL THEN RECEIVE A SUITABLE OFFER WITHOUT OBLIGATION.



3. AFTER CONFIRMATION OF THE OFFER WE WILL SEND YOU A PROOF.



4. YOUR PERSONAL PRODUCT IS PRODUCED.



5. YOUR STAMP WILL BE SENT.

*Did you know?
We also produce seals ...*



Engraving Plates & Heating Elements

We deliver the right spare engraving plate for all common stamps. We also offer replacement heating elements for many appliances. For the processing of leather we also produce embossing stamps.



Materials

You can use the materials listed here with a branding iron.




wood



cardboard



plastic



felt



leather



food

Delivery

World wide delivery for your individual branding iron.



PRIMO STEMP® GmbH
 Birkenweg 10
 01737 Tharandt
 OT Kurort Hartha
 G E R M A N Y

Phone: (+49) 351 - 65 260-104
 info@primo-stemp.de

@brandingbyprimostemp

facebook.com/PrimoStemp



BRANDING IRONS WITH INDIVIDUAL LOGO OR TEXT

Electric, gas-heated or externally heated - we produce your suitable model!




www.brandstempel.com

primo Stemp GmbH • D - 01737 Kurort Hartha • Birkenweg 10 • Phone (+49) 351 65 260 104

Electrical Branding Irons

The most common and comfortable way to heat your stamp is to use an electric heater. These devices are available in different sizes. The choice of the device depends on the size of the motif. From a variety of different devices, we select the right one for you. The requirements and fundamentals of this selection are the material to be burned and the associated requirements for the device.

Optionally, we also supply devices with region-specific power plugs.




With all our electrically heated devices it is possible to change the engraving plate. You can use different motifs with one heater.

Gas Heated Branding Irons

This butane-heated stamp is a great alternative to electric branding irons. The heating is done with a gas cartridge or gas bottle and makes the device independent of electrical energy. Therefore, it is ideally suited for use on construction sites or for beekeeping equipment.



With these powerful gas burner stamps larger images can be optimally heated. The device reaches a very high temperature, thereby short timed burning cycles are possible. The compact design is very efficient and therefore more suitable for burning wet wood. The branding iron is connected via a hose to a propane bottle.



Unheated Handstamps

Branding irons with handles are the easiest way to stamp on wood. The burning plate is attached to a handle. The heating of the engraving plate is done with an external heat source, e.g. a blowtorch or propane burner. Unheated handstamps are particularly suitable for use with low labeling requirements. The plates can be retrofitted at any time with an electric or gas-fired heat source.



Temperature Controller

The temperature controller is used to control the temperature of your branding stamp, if you would like to use it e.g. on plastics, food, cardboard or other. With the simple AC voltage controller is not accurate to set the degree.



With our digital temperature controller, the temperature can be set exactly to the required degree. This device is suitable for mass production with your branding iron.

Branding Presses

For the regular use of branding irons, we offer a variety of automatic and precision presses. This enables a fluent series production. In spite of the simple hand lever presses we offer precision presses and pneumatic presses in different versions.

Optionally, our presses can be used with a temperature controller. Almost all components and sizes of the machines can be assembled and adjusted individually according to your wishes.

